

# **- TRIA -**

## **A generator for a locally refined triangular mesh**

*B. Küppers, P. Börner, D. Reiter*

Institut für Energieforschung - Plasmaphysik,  
Forschungszentrum Jülich GmbH, Association EURATOM-KFA  
D-52425 Jülich, Germany



# Table of contents

<b>1</b>	<b>Abstract .....</b>	<b>1</b>
<b>2</b>	<b>Introduction .....</b>	<b>2</b>
<b>3</b>	<b>Solution, Constants and Variables .....</b>	<b>4</b>
3.1	Solution Method .....	4
3.2	Defined Variables .....	6
<b>4</b>	<b>Structure of Program and Dependency of Modules.....</b>	<b>9</b>
4.1	Hierarchy of Subroutine and Function calls .....	9
4.2	List of Program Units.....	10
4.2.1	Main Program TRIA .....	10
4.2.2	Function DIST.....	12
4.2.3	Function MEMBER .....	12
4.2.4	Subroutine OPTC .....	13
4.2.5	Subroutine CANLIST .....	13
4.2.6	Subroutine ADDCAN .....	13
4.2.7	Subroutine CHOICE .....	14
4.2.8	Subroutine COMPLETE .....	14
4.2.9	Subroutine FRONTUPD .....	14
4.2.10	Subroutine ADJAC .....	15
<b>5</b>	<b>How to use the program.....</b>	<b>16</b>
5.1	Description of Input Data .....	16
5.2	Description of Output Data.....	18
Graphic Output .....	18	
5.2.2	Co-ordinate dataset.....	19
5.2.3	Element dataset .....	20
5.2.4	Neighbor dataset.....	22
5.3	Program Environment and Shell-Scripts .....	26
<b>6</b>	<b>EIRENE-Interface .....</b>	<b>27</b>
6.1	Producing an input-dataset for TRIA using EIRENE.....	27
6.2	Using a TRIA-Output as input for EIRENE .....	27
<b>7</b>	<b>Examples.....</b>	<b>29</b>
7.1	ITERG.....	29
7.2	ITERV .....	33
7.3	TEXTOR.....	37
<b>8</b>	<b>Appendix.....</b>	<b>42</b>
8.1	References.....	42



# 1 Abstract

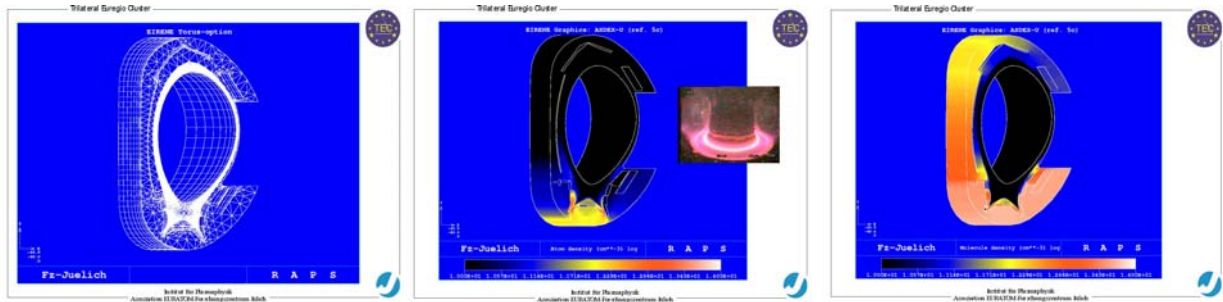
The effects of neutral particles on the edge plasma conditions play a key role in fusion research. New options to obtain non-linear Monte Carlo solutions of model kinetic equations in the transition flow regime with the EIRENE neutral particle transport code have become available recently. These require a triangular mesh generator for multiply connected 2D domains. To resolve steep spatial gradients, e.g., in the ionization-recombination front in detached divertor plasmas, or to study shock structures, local mesh refinement is also mandatory.

A new mesh generator with these capabilities has been developed and is described in this report. The algorithm, the usage of the code and examples relevant for magnetic confinement fusion configurations are given.

## 2 Introduction

Monte Carlo solution for non-linear neutral gas transport problems (i.e., including neutral-neutral interactions photon-gas interactions, etc.) have become available in the EIRENE Code (ref /1/).

The method is based on an iterative procedure solving successively linearized kinetic Boltzmann-equations in BGK-approximation on a discretised two or three dimensional but otherwise arbitrarily complex bounded domain. The choice of an approximate "BGK-model"-collision term permits to avoid discretisation in velocity space, while still retaining the main features of the Boltzmann collision integral (collisional invariants, conservation of particles, momentum and energy, H-theorem). See figure 1 for a typical configuration of interest in controlled fusion research. Here both the SOL-plasma and the vacuum region between the plasma and the furnace chamber are discretised, permitting, e.g., computation of momentum and heat transport from the divertor plasma, through the gas (viscous effects), to the pump and divertor structures.



**Figure 1: typical toroidal section of 2D divertor configuration, a) triangular grid, b) H atom density ( $\text{cm}^{-3}$ ), c)  $\text{H}_2$  molecule density ( $\text{cm}^{-3}$ )**

Spatial discretisation of multiply connected domains with a high degree of flexibility is a crucial ingredient of this method, but, of course, has applications in many other areas of computational physics and engineering as well.

Finite element (triangular) discretisation schemes appear to be most adequate for two dimensional problems, although the Monte Carlo procedure mentioned above is independent from the particular underlying discretisation scheme.

A finite element mesh generator has been developed and is described here, which permits discretisation of general multiply connected two dimensional bounded domains, with the boundaries, internal and external, specified by a set of closed polygons.

The resulting triangulation is no Delaunay-triangulation, but it can easily be converted to a Delaunay-triangulation. As it is not necessary for our needs we spared the expense.

Our method is based on earlier work by H.Greza, RWTH Aachen (ref /2/) Since this work appears to be available neither in accessible literature nor in english language, we describe here, for reference purposes, the algorithm, our code and its usage.

In order to resolve steep spatial gradients, locally refined meshes are required in most practical applications. Adaptive mesh refinement options would be a further useful tool, but are not described in this report, as they can easily be added to a post-processor for the code described here. We have, however, generalised the algorithm of ref /2/ insofar, as we permit a spatially continuously varying grid size, defined by an external, user supplied (hence:

problem specific) spatial function  $g(x,y)$ . Here  $g$  is the characteristic side length of a triangle near the point  $(x,y)$ .

The numerical method, as well as the required input information and the output of the code are described in the next section.

Thereafter we give a program description in technical terms. The next section, then, is the user manual detailing the usage of the code. The interface to the EIRENE code, for the specific application to non-linear neutral gas (more generally: Boltzmann-equation for transition flow regime) problems in BGK-approximation is described in the next section. Reference is made there to the EIRENE code user manual /3/. Any reader not interested in this particular application may skip that section.

Finally a few examples, together with the corresponding input information, are given.

# 3 Solution, Constants and Variables

## 3.1 Solution Method

For the generation of a triangular mesh for a general two dimensional bounded domain G one has to provide information about both the boundaries of the region to be “triangulated” and the desired size of triangles. The boundary  $\delta G$  of the working region G is specified by a number of closed oriented polygons. The size of the triangles is determined by a characteristic side length. Calculation of equilateral triangles with that side length is attempted, where possible (for details see section 5.1).

The desired side length DELPOIN for triangles is read in first. As pointed out already in the introduction, our code permits an arbitrary spatially dependent mesh size. The spatial function  $g(x,y)$  mentioned there is a characteristic side length. The algorithm requires knowledge of the minimum of  $g$  along any straight line segment  $(x,y)_1--(x,y)_2$  inside the closed domain  $\overline{G}=G+\delta G$  (i.e., including the boundary).

If no such function  $DELPOIN\_G(X_1,Y_1,X_2,Y_2)$  is specified, then either  $g=DELPOIN$  (=constant) or, optionally, specific rectangular regions may be specified with different values of DELPOIN. For any point  $(x,y)$  in the domain not covered by one of these extra regions the default  $g(x,y)=DELPOIN$  is used.

Next, boundaries of the region to be triangulated have to be specified. The outmost boundary is a closed polygon defined by points  $(x_i,y_i)$ ,  $i=1,n$ . The orientation along the polygon is determined by the increasing label  $i$ . The domain is on the left of the polygon. Internal regions to be excluded from triangulation are simply specified by further closed polygons with opposite orientation. If any of these boundary segments are longer than the desired side length of the triangles, these segments are split into two equal pieces. This is repeated until there is no boundary part longer than (the local) DELPOIN. If a particular segment of a polygon belongs to two or more regions with different values of desired side lengths, then its assigned value of DELPOIN is calculated as the minimum of the desired side lengths of the regions containing the starting point and the end point of the boundary part (see Figure 2).

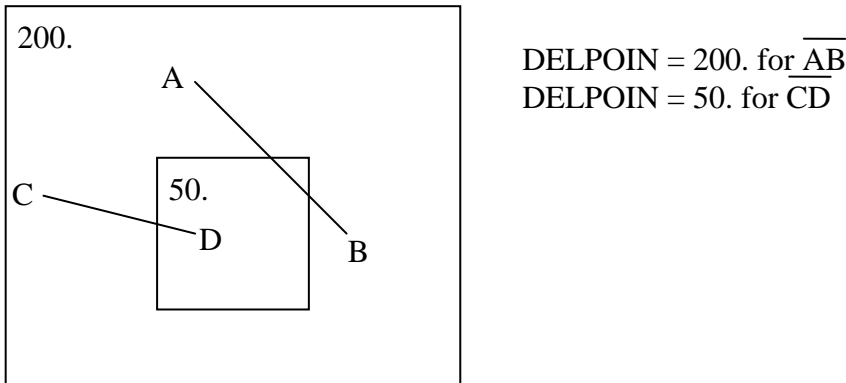


Figure 2: Calculation of DELPOIN



Now grid generation is started, using a frontier of grid sides which gradually moves into the domain. At the beginning the frontier consists of all boundaries. If a triangle is build up, the frontier changes. At any time the frontier completely surrounds the regions still to be triangulated. Each frontier part becomes a triangle side in the final grid.

To prevent the overlapping of regions with small triangles by bigger triangles, it is necessary to start the triangulation with small triangles. A frontier list consisting of all boundary polygon segments is created.

Then the shortest frontier-part of the frontier-list is used and becomes the base-side of the triangle to be generated.

The construction of the new triangle is done as described below:

First the optimal position of the 3rd vertex C of the triangle is calculated. Calculation of equilateral triangles is attempted. However, this can not always be realised, e.g. if the difference between base-length (DELBAS) and desired side-length (DELPOIN) is too big. Therefore only isosceles triangles are computed. In this case the length of the leg is calculated by:

$$DELTA2 = \begin{cases} DELPOIN & \text{for } 0.55 \cdot DELBAS \leq DELPOIN \leq 1.5 \cdot DELBAS \\ 0.55 \cdot DELBAS & \text{for } 0.55 \cdot DELBAS > DELPOIN \\ 1.5 \cdot DELBAS & \text{for } 1.5 \cdot DELBAS < DELPOIN \end{cases}$$

Vertex C is always left of vertices A and B if the base is considered to run from A to B. It can be suggestive (if an already existing grid point is nearby C) or necessary to use an already existing grid-point X as 3rd vertex instead of C. To prevent overlapping only points X from the frontier are considered. Therefore a candidate-list is generated.

The conditions for inserting a point into the list are:

- The distance between the candidate and C must be within a certain search-radius, which is 3 x DELBAS initially. If no grid point lies within this radius and if C is outside the region to be triangulated, the search radius is enhanced in steps of 0.5 x DELBAS.
- The candidate must lie left of the base-side of the triangle.

If the candidate-list remains empty or if the candidate points are unsuitable, C is added to the list. A candidate-point is suitable, if the distances between A and C and between A and B are smaller than 1.5 x DELTA2 and the distance between C and the candidate is smaller than DELTA2.

The candidates are sorted by increasing distances to C. Then the first point fulfilling the following conditions is selected:

- To prevent overlapping no other grid point should be positioned inside the triangle. To this end only the frontier parts must be tested.
- No frontier part (except the base line of the triangle) is allowed to cross the median starting from the tested vertex.

If no vertex is found, the search-radius is increased and the search repeated.

After successful searching for the 3rd vertex of the new triangle the node-list (labelled list of co-ordinates of the triangles) and element-list (labelled list of triangles) are updated. If C was selected, its co-ordinates are added to the node-list. For each new triangle the indices of the vertices are stored counter clockwise in the element-list.

The frontier-list is updated as follows:

- The previously considered frontier-part is eliminated.

- If C was selected, two frontier-parts ( $\overline{AC}$  from the starting point A of the previously considered frontier-part to C and  $\overline{CB}$  from C to the end point B of the previously considered part) are added.
  - If an existing grid point X was selected instead of C, it is necessary to test if a frontier-part with reverse direction is already part of the frontier. In this case this frontier part XA or BX must be deleted, otherwise the triangle-side is added to the frontier-part. Under consideration of the direction this is valid for both new triangle-sides.
- Then a new triangle is generated with the next frontier-part.

After processing all frontier-parts, the complete grid of triangles is generated.

Subsequently, characteristics for neighbouring triangles are tested. To this end the element-list is considered. For each triangle side one looks for a triangle in the element-list containing a side with the same vertex-numbers but in reverse order. The element number and the side number of the adjacent triangle are stored. If no adjacent triangle can be found the triangle-side is part of a boundary  $\partial G = \cup P_i$ . (This is checked.) The boundary number i.e., the number i of the polygon  $P_i$  is then saved.

Finally, the results are plotted and an element and co-ordinate dataset is generated.

## 3.2 Defined Variables

The most important variables are defined in modules

### Module CCANDI

*icandi*(:) : INTEGER  
List of possible points (candidate list)

*ncandi* : INTEGER  
Total number of possible points

### Module CDELTA

*delta0* : DOUBLE PRECISION  
Size of triangle, constant, input variable

*delta2* : DOUBLE PRECISION  
Length of triangle sides, calculated from DELPOIN and DELBAS

*delbas* : DOUBLE PRECISION  
Base length of a triangle

## Module **CELM**

<i>ielm(3,:)</i>	:	INTEGER	Definition of triangles by node-numbers <i>ielm(i,j)</i> : co-ordinate number of vertex i for triangle j
<i>nelm</i>	:	INTEGER	Total number of triangles
<i>iadja(3,:)</i>	:	INTEGER	Matrix contains indices of neighbouring triangles
<i>iside(3,:)</i>	:	INTEGER	Adjacent side of neighbouring triangle
<i>iprop(3,:)</i>	:	INTEGER	0 if there is an adjacent triangle, otherwise value depends on index of boundary

## Module **CFRONT**

<i>delfro(:)</i>	:	DOUBLE PRECISION	Length of frontier parts
<i>ifront(2,:)</i>	:	INTEGER	List of frontier parts <i>ifront(1,*)</i> : starting point of frontier part <i>ifront(2,*)</i> : end point of frontier part
<i>npartfr</i>	:	INTEGER	Total number of frontier parts

## Module **CPOIN**

<i>x(:)</i>	:	DOUBLE PRECISION	x-co-ordinates of boundaries
<i>y(:)</i>	:	DOUBLE PRECISION	y-co-ordinates of boundaries
<i>xa(2), xb(2), xc(2)</i>	:	DOUBLE PRECISION	x- and y-co-ordinates of triangle vertices
<i>nodcon(2)</i>	:	DOUBLE PRECISION	co-ordinates of 3rd vertex
<i>npoin</i>	:	INTEGER	Total number of points
<i>ia, ib, ic</i>	:	INTEGER	Indices of points

*inodcon* : INTEGER  
Index of 3rd vertex

*nfront* : INTEGER  
Total number of frontiers

*ikont(:)* : INTEGER  
Total number of points for each frontier

#### Module **CREG**

*xadel, yadel* : DOUBLE PRECISION  
co-ordinates of starting point of a frontier part

*xedel, yedel* : DOUBLE PRECISION  
co-ordinates of end point of a frontier part

*delpoin* : DOUBLE PRECISION  
Maximal length of a frontier part (can be changed by region)

*delx* : DOUBLE PRECISION  
width of a region

*dely* : DOUBLE PRECISION  
height of a region

*ireg* : INTEGER  
Loop index over regions

*nreg* : INTEGER  
Total number of regions

## 4 Structure of Program and Dependency of Modules

### 4.1 Hierarchy of Subroutine and Function calls

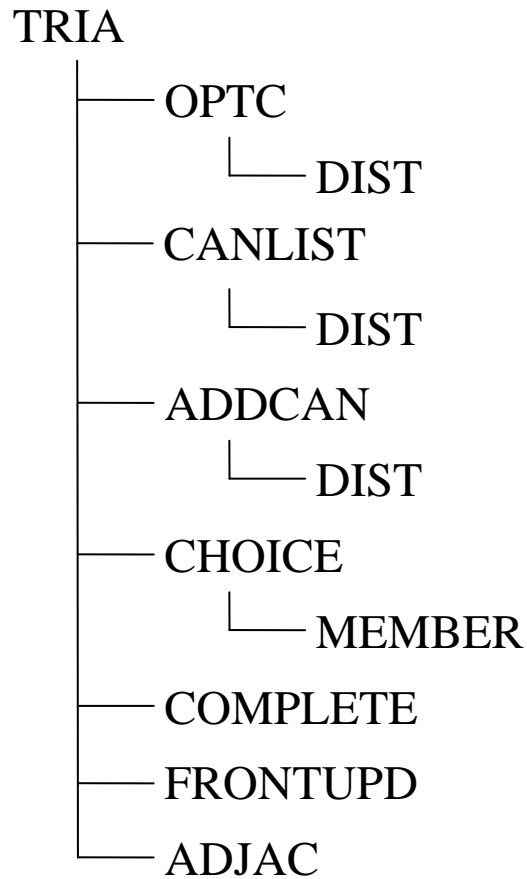


Figure 3: Hierarchy of Subroutines

## **4.2 List of Program Units**

### **4.2.1 Main Program TRIA**

First the main program TRIA reads the input data for the desired side lengths of the triangles. Then the boundaries are read in and refined if necessary. The frontier is constructed from all boundaries. In a next step the frontier parts are treated in a loop. To this end in each cycle the shortest frontier part is searched. Calculation of the optimal vertex C, creation of the candidate list, eventually adding point C to the candidate list, searching for the third vertex of the triangle and update of the element-, node- and frontier part list is done for this frontier part.

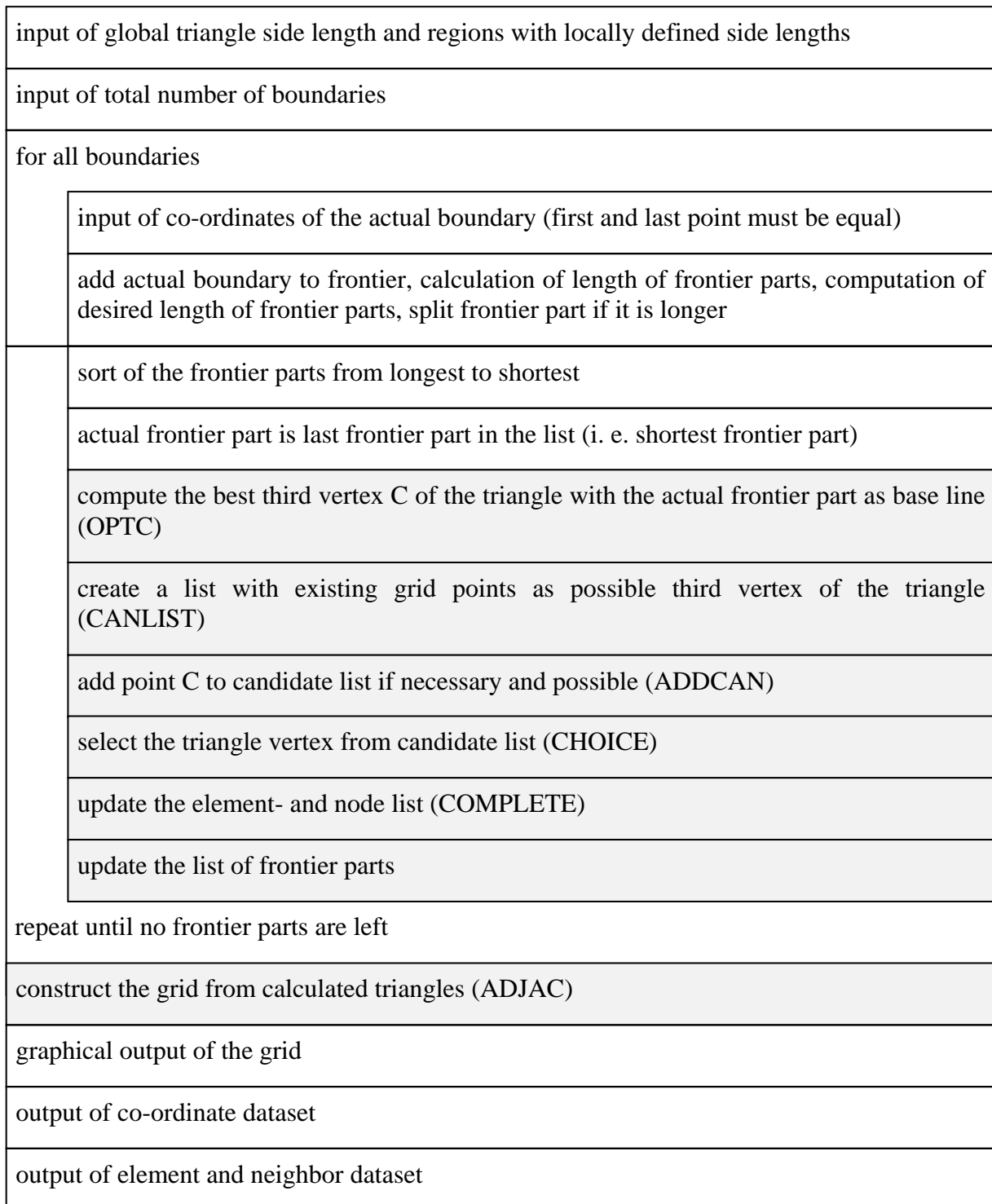
After all frontier parts are worked out a grid is constructed from the calculated triangles, i.e. the neighbouring triangles are searched for. Finally the calculated grid is plotted and printed out.

#### **Needed Modules**

CPOIN  
CFRONT  
CCANDI  
CELM  
CDELTA  
CREG

#### **Called Procedures**

OPTC  
CANLIST  
ADDCAN  
CHOICE  
COMPLETE  
FRONTUPD  
ADJAC



**Figure 4: Nassi-Shneiderman-diagram of main program TRIA**

### 4.2.2 Function DIST

This function calculates the distance between points x and y.

#### Input-Variables

x1 : DOUBLE PRECISION  
x-co-ordinate of point x  
x2 : DOUBLE PRECISION  
y-co-ordinate of point x  
y1 : DOUBLE PRECISION  
x-co-ordinate of point y  
y2 : DOUBLE PRECISION  
y-co-ordinate of point y

#### Output-Variables

DIST : DOUBLE PRECISION  
Distance between point x and point y

#### Called Procedures

none

### 4.2.3 Function MEMBER

This function tests if point xp is inside the triangle limited by vertices xk1, xk2 and xk3.

#### Input-Variables

xp(2) : DOUBLE PRECISION  
co-ordinate of the point to be tested  
xk1(2), : DOUBLE PRECISION  
xk2(2), co-ordinates of the vertices of the triangle  
xk3(2)

#### Output-Variables

MEMBER : LOGICAL  
indicates if xp is inside the triangle

#### Called Procedures

none



#### **4.2.4 Subroutine OPTC**

This subroutine calculates the optimal position for a new grid point starting from a frontier part (base line of the new triangle).

##### **Needed Modules**

CPOIN  
CDELTA  
CREG

##### **Called Procedures**

DIST

#### **4.2.5 Subroutine CANLIST**

This subroutine searches grid points near point C and adds these points to the candidate list.

##### **Input-Variables**

FRAD : DOUBLE PRECISION  
search radius  
EPSANG : DOUBLE PRECISION  
minimal inner angle to avoid triangles degenerate to a line

##### **Needed Modules**

CPOIN  
CFRONT  
CCANDI  
CDELTA

##### **Called Procedures**

DIST

#### **4.2.6 Subroutine ADDCAN**

If no suitable candidate was found in subroutine CANLIST point C is added to the candidate list.

##### **Needed Modules**

CPOIN  
CCANDI  
CDELTA

### **Called Procedures**

DIST

### **4.2.7 Subroutine CHOICE**

This subroutine selects the third vertex from the candidate list if possible.

### **Output-Variables**

FOUND : LOGICAL  
          indicates if the third triangle point was found

### **Needed Modules**

CPOIN  
CFRONT  
CCANDI

### **Called Procedures**

MEMBER

### **4.2.8 Subroutine COMPLETE**

This subroutine updates the node-list and the element-list.

### **Needed Modules**

CPOIN  
CELM  
CFRONT

### **Called Procedures**

none

### **4.2.9 Subroutine FRONTUPD**

This subroutine updates the frontier.

### **Needed Modules**

CPOIN  
CFRONT  
CDELTA  
CELM  
CREG

### **Called procedures**

DIST

### **4.2.10 Subroutine ADJAC**

This subroutine constructs the grid from the calculated triangles.

### **Needed Modules**

CPOIN

CELM

### **Called procedures**

none

# 5 How to use the program

## 5.1 Description of Input Data

Program TRIA reads input-data from a dataset with unit-number 2. This dataset must have the following form:

In the first line a real number indicates the desired side-length of the triangles. It is possible to define rectangular regions of the grid where other side lengths can be used in the following lines. Each region is defined in one line and is given by a rectangle defined by minimal and maximal co-ordinates. Five real numbers separated by at least one blank are needed for this definition. The meaning of the real numbers is respectively:

- minimum x-value
- minimum y-value
- maximal x-value
- maximal y-value
- desired side-length

A blank line at the end is used to end the input of different regions.

Afterwards the boundaries of the region to be triangulated are specified. The input for each boundary is defined in an input-block with the following sequence of lines:

In the first line the number of points (n) of this boundary is given. Each of the following n lines contains one point of the boundary, x- and y-value separated by at least one blank. The first and last co-ordinate must be equal to describe a closed boundary.

The direction of the boundary has to be obeyed, outer boundaries must be given counter-clockwise, inner boundaries (holes in the region to be triangulated) clockwise, because the triangulation is performed left of the boundary.

The input-blocks for the different boundaries are **not** separated by blank lines.

### Example:

```
1.5
1.5 8. 3.5 10. 0.5

18
0. 3.
0.3 1.7
1.5 1.1
3. 0.9
4.8 1.3
6.1 2.1
7.1 3.2
7.6 4.8
7.3 6.
4.7 8.
4.8 9.2
4.6 9.7
4. 9.8
2. 9.3
0.7 8.
0.7 7.3
1.2 6.
```

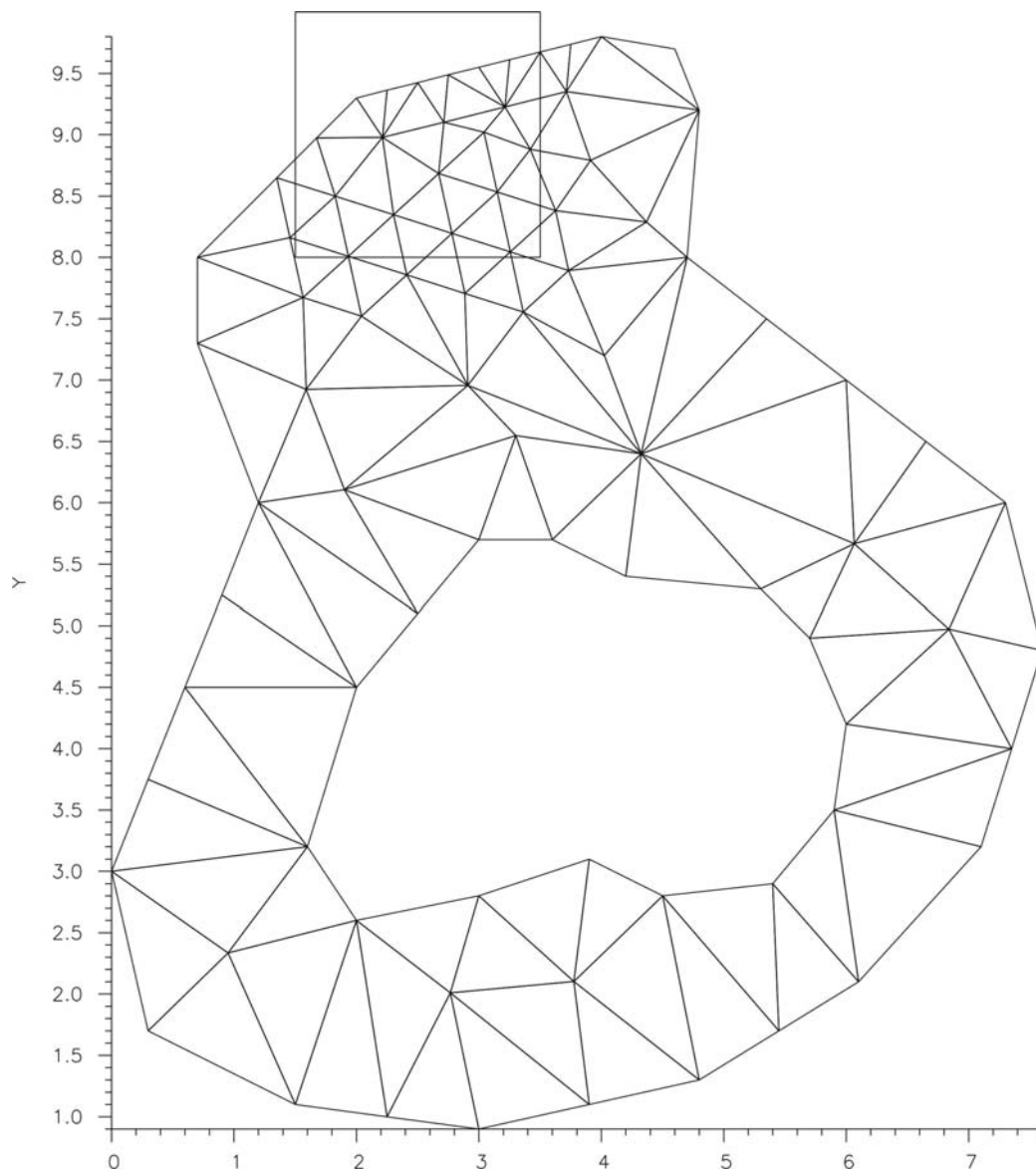
0.	3.
15	
1.6	3.2
2.	4.5
3.	5.7
3.6	5.7
4.2	5.4
5.3	5.3
5.7	4.9
6.	4.2
5.9	3.5
5.4	2.9
4.5	2.8
3.9	3.1
3.	2.8
2.	2.6
1.6	3.2

## 5.2 Description of Output Data

If the input data are correct the program TRIA creates three datasets, the first one containing the co-ordinates of the grid points, the second one defining the elements (triangles) of the grid and the third specifying the neighbourhood relationships. Furthermore a plot of the grid is created by the program.

If an error occurs in program TRIA the program ends with the message 'stop error'. In this case an error-message will be written to standard-output (unit-number 6).

### 5.2.1 Graphic Output



**Figure 5: Graphical output**

## 5.2.2 Co-ordinate dataset

The co-ordinates of the grid points are contained in the dataset with the unit-number 23. First the total number of grid points is given. In the following all x co-ordinates and then all y co-ordinates of the grid points are written.

### Example:

```
85
0.000000000E+00 3.000000000E-01 1.500000000E+00 3.000000000E+00
4.800000000E+00 6.100000000E+00 7.100000000E+00 7.600000000E+00
7.300000000E+00 4.700000000E+00 4.800000000E+00 4.600000000E+00
4.000000000E+00 2.000000000E+00 7.000000000E-01 7.000000000E-01
1.200000000E+00 2.250000000E+00 3.900000000E+00 5.450000000E+00
7.350000000E+00 6.000000000E+00 6.650000000E+00 3.000000000E+00
3.500000000E+00 3.750000000E+00 1.350000000E+00 1.675000000E+00
6.000000000E-01 9.000000000E-01 5.350000000E+00 2.500000000E+00
2.750000000E+00 3.250000000E+00 3.000000000E-01 2.250000000E+00
1.600000000E+00 2.000000000E+00 3.000000000E+00 3.600000000E+00
4.200000000E+00 5.300000000E+00 5.700000000E+00 6.000000000E+00
5.900000000E+00 5.400000000E+00 4.500000000E+00 3.900000000E+00
3.000000000E+00 2.000000000E+00 2.500000000E+00 2.213388348E+00
3.213388348E+00 2.713388348E+00 3.713388348E+00 1.826496417E+00
1.457048463E+00 1.933544880E+00 1.564096925E+00 2.040593343E+00
2.410041297E+00 2.302992834E+00 2.779489252E+00 2.672440789E+00
3.148937206E+00 3.255985669E+00 3.041888743E+00 1.588096846E+00
2.886537714E+00 3.363034131E+00 2.910537635E+00 3.732482086E+00
4.024220508E+00 3.625433623E+00 3.420196703E+00 4.369668542E+00
3.911852271E+00 6.065685425E+00 3.300000000E+00 4.324264069E+00
3.775735931E+00 9.514718626E-01 2.766421356E+00 6.839949494E+00
1.901471863E+00
3.000000000E+00 1.700000000E+00 1.100000000E+00 9.000000000E-01
1.300000000E+00 2.100000000E+00 3.200000000E+00 4.800000000E+00
6.000000000E+00 8.000000000E+00 9.200000000E+00 9.700000000E+00
9.800000000E+00 9.300000000E+00 8.000000000E+00 7.300000000E+00
6.000000000E+00 1.000000000E+00 1.100000000E+00 1.700000000E+00
4.000000000E+00 7.000000000E+00 6.500000000E+00 9.550000000E+00
9.675000000E+00 9.737500000E+00 8.650000000E+00 8.975000000E+00
4.500000000E+00 5.250000000E+00 7.500000000E+00 9.425000000E+00
9.487500000E+00 9.612500000E+00 3.750000000E+00 9.362500000E+00
3.200000000E+00 4.500000000E+00 5.700000000E+00 5.700000000E+00
5.400000000E+00 5.300000000E+00 4.900000000E+00 4.200000000E+00
3.500000000E+00 2.900000000E+00 2.800000000E+00 3.100000000E+00
2.800000000E+00 2.600000000E+00 5.100000000E+00 8.977696609E+00
9.227696609E+00 9.102696609E+00 9.352696609E+00 8.498503583E+00
8.161593789E+00 8.010097372E+00 7.673187579E+00 7.521691161E+00
7.858600955E+00 8.347007166E+00 8.195510748E+00 8.683916959E+00
8.532420542E+00 8.044014331E+00 9.020826753E+00 6.923571674E+00
7.707104538E+00 7.555608121E+00 6.957488634E+00 7.892517914E+00
7.201584710E+00 8.380924125E+00 8.881724615E+00 8.288110407E+00
8.790758675E+00 5.665685425E+00 6.548528137E+00 6.398528137E+00
2.101471863E+00 2.334314575E+00 2.010660172E+00 4.974264069E+00
6.107106781E+00
```

### 5.2.3 Element dataset

In the first line in unit 24 (element dataset) the total number of triangles is given. Then one line with 4 integer values for each triangle is written.

Column	Description
1	index of triangle
2	co-ordinate number of first vertex of triangle
3	co-ordinate number of second vertex of triangle
4	co-ordinate number of third vertex of triangle

#### Example:

```
119
  1      36      14      52
  2      34      24      53
  3      33      32      54
  4      32      36      52
  5      26      25      55
  6      25      34      53
  7      24      33      53
  8      13      26      55
  9      55      25      53
 10      54      32      52
 11      33      54      53
 12      52      14      28
 13      28      27      56
 14      56      27      57
 15      28      56      52
 16      56      57      58
 17      58      57      59
 18      59      57      15
 19      58      59      60
 20      58      60      61
 21      58      61      62
 22      58      62      56
 23      56      62      52
 24      62      61      63
 25      62      63      64
 26      64      63      65
 27      65      63      66
 28      62      64      52
 29      64      65      67
 30      60      59      68
 31      66      63      69
 32      66      69      70
 33      70      69      71
 34      66      70      72
 35      69      63      61
 36      69      61      71
 37      72      70      73
 38      66      72      74
 39      66      74      65
 40      64      67      54
 41      54      67      53
 42      53      67      75
 43      75      67      65
```



44	53	75	55
45	64	54	52
46	75	65	74
47	74	72	76
48	61	60	71
49	57	27	15
50	13	55	11
51	11	12	13
52	75	74	77
53	75	77	55
54	77	74	76
55	42	43	78
56	55	77	11
57	39	40	79
58	40	41	80
59	47	48	81
60	77	76	11
61	15	16	59
62	44	45	21
63	50	37	82
64	72	73	10
65	70	71	80
66	73	70	80
67	68	59	16
68	60	68	71
69	76	72	10
70	76	10	11
71	18	4	83
72	3	18	50
73	43	44	84
74	20	6	46
75	5	20	47
76	51	39	85
77	45	46	6
78	38	51	17
79	35	1	37
80	30	29	38
81	29	35	37
82	17	30	38
83	31	10	80
84	23	22	78
85	22	31	80
86	9	23	78
87	21	8	84
88	84	8	9
89	7	21	45
90	42	78	80
91	78	43	84
92	73	80	10
93	39	79	85
94	79	40	80
95	46	47	20
96	19	5	81
97	4	19	83
98	48	49	81
99	68	16	17
100	68	17	85
101	85	17	51
102	68	85	71
103	47	81	5
104	80	41	42
105	19	81	83
106	83	81	49
107	83	49	50
108	83	50	18



18	17	2	0	49	3	0	61	3	0
19	17	3	0	30	1	0	20	1	0
20	19	3	0	48	1	0	21	1	0
21	20	3	0	24	1	0	22	1	0
22	21	3	0	23	1	0	16	3	0
23	22	2	0	28	3	0	15	2	0
24	21	2	0	35	2	0	25	1	0
25	24	3	0	26	1	0	28	1	0
26	25	2	0	27	1	0	29	1	0
27	26	2	0	31	1	0	39	3	0
28	25	3	0	45	3	0	23	2	0
29	26	3	0	43	2	0	40	1	0
30	19	2	0	67	1	0	68	1	0
31	27	2	0	35	1	0	32	1	0
32	31	3	0	33	1	0	34	1	0
33	32	2	0	36	3	0	65	1	0
34	32	3	0	37	1	0	38	1	0
35	31	2	0	24	2	0	36	1	0
36	35	3	0	48	3	0	33	2	0
37	34	2	0	66	1	0	64	1	0
38	34	3	0	47	1	0	39	1	0
39	38	3	0	46	2	0	27	3	0
40	29	3	0	41	1	0	45	1	0
41	40	2	0	42	1	0	11	2	0
42	41	2	0	43	1	0	44	1	0
43	42	2	0	29	2	0	46	1	0
44	42	3	0	53	3	0	9	3	0
45	40	3	0	10	3	0	28	2	0
46	43	3	0	39	2	0	52	1	0
47	38	2	0	69	1	0	54	2	0
48	20	2	0	68	3	0	36	2	0
49	14	2	0	0	0	-1	18	2	0
50	8	3	0	56	3	0	51	3	0
51	0	0	-1	0	0	-1	50	3	0
52	46	3	0	54	1	0	53	1	0
53	52	3	0	56	1	0	44	2	0
54	52	2	0	47	3	0	60	1	0
55	0	0	-2	91	1	0	90	1	0
56	53	2	0	60	3	0	50	2	0
57	0	0	-2	94	1	0	93	1	0
58	0	0	-2	104	1	0	94	2	0
59	0	0	-2	98	3	0	103	1	0
60	54	3	0	70	3	0	56	2	0
61	0	0	-1	67	2	0	18	3	0
62	0	0	-2	89	2	0	114	3	0
63	0	0	-2	112	1	0	113	1	0
64	37	3	0	92	3	0	69	2	0
65	33	3	0	109	2	0	66	2	0
66	37	2	0	65	3	0	92	1	0
67	30	2	0	61	2	0	99	1	0
68	30	3	0	102	3	0	48	2	0
69	47	2	0	64	3	0	70	1	0
70	69	3	0	0	0	-1	60	2	0
71	0	0	-1	97	3	0	108	3	0
72	0	0	-1	108	2	0	113	3	0
73	0	0	-2	114	2	0	91	2	0
74	0	0	-1	77	2	0	95	3	0
75	0	0	-1	95	2	0	103	3	0
76	0	0	-2	93	3	0	101	3	0
77	0	0	-2	74	2	0	117	2	0
78	0	0	-2	101	2	0	82	3	0
79	0	0	-1	112	2	0	81	2	0
80	0	0	-1	119	2	0	82	2	0
81	0	0	-1	79	3	0	119	3	0
82	0	0	-1	80	3	0	78	3	0

83	0	0	-1	92	2	0	85	2	0
84	0	0	-1	118	1	0	86	2	0
85	0	0	-1	83	3	0	118	2	0
86	0	0	-1	84	3	0	111	3	0
87	0	0	-1	88	1	0	114	1	0
88	87	2	0	0	0	-1	111	2	0
89	0	0	-1	62	2	0	117	1	0
90	55	3	0	118	3	0	104	3	0
91	55	2	0	73	3	0	111	1	0
92	66	3	0	83	2	0	64	2	0
93	57	3	0	110	3	0	76	2	0
94	57	2	0	58	3	0	109	1	0
95	0	0	-2	75	2	0	74	3	0
96	0	0	-1	103	2	0	105	1	0
97	0	0	-1	105	3	0	71	2	0
98	0	0	-2	106	2	0	59	2	0
99	67	3	0	0	0	-1	100	1	0
100	99	3	0	101	1	0	102	1	0
101	100	2	0	78	2	0	76	3	0
102	100	3	0	110	2	0	68	2	0
103	59	3	0	96	2	0	75	3	0
104	58	2	0	0	0	-2	90	3	0
105	96	3	0	106	1	0	97	2	0
106	105	2	0	98	2	0	107	1	0
107	106	3	0	0	0	-2	108	1	0
108	107	3	0	72	2	0	71	3	0
109	94	3	0	65	2	0	110	1	0
110	109	3	0	102	2	0	93	2	0
111	91	3	0	88	3	0	86	3	0
112	63	2	0	79	2	0	115	1	0
113	63	3	0	116	3	0	72	3	0
114	87	3	0	73	2	0	62	3	0
115	112	3	0	0	0	-1	116	1	0
116	115	3	0	0	0	-1	113	2	0
117	89	3	0	77	3	0	0	0	-1
118	84	2	0	85	3	0	90	2	0
119	0	0	-2	80	2	0	81	3	0



## 5.3 Program Environment and Shell-Scripts

### System Environment

Computer	IBM RS/6000	
Operating System	AIX 4.1	
Programming Language	FORTRAN	
Compiler	AIX XL FORTRAN	
Libraries	Graphic-library GR	(developed at KFA-Jülich, public domain)
	Graphic-library GLI-GKS	(developed at KFA-Jülich, public domain)

### Compilation

```
xlf -g -q check -q flttrap=ov:zero:inv:en -qextchk  
-bloadmap:log.out -q sigtrap -l gr -l gks -lX11 -lXt  
-o tria
```

### Program-Call

```
ln -s textor.input fort.2  
./tria  
mv fort.23 textor.npco_chr  
mv fort.24 textor.elemente  
mv fort.25 textor.neighbor  
mv gli.eps textor.eps  
rm fort.2
```

## 6 EIRENE-Interface

### 6.1 Producing an input-dataset for TRIA using EIRENE

It is possible to produce a TRIA-input-dataset for a 2-D geometry using EIRENE. Therefore each surface belonging to a frontier in TRIA has to be marked by flag 'ILPLG' in EIRENE-input. Only EIRENE surfaces described as straight lines can become part of TRIA-frontier. These lines may be part of the regular grid or additionally defined structures.

'ILPLG' has to be defined as a positive or negative number specifying the direction and the number of the boundary. A positive number indicates that the contour has clockwise direction, a negative number that the contour has counter clockwise direction. All parts of one boundary must have the same number.

Eirene writes the average length of boundary parts as desired side-length of the triangles. Then for each frontier the number of points and the co-ordinates are written by EIRENE to unit 78 thus defining an input-dataset for TRIA.

### 6.2 Using a TRIA-Output as input for EIRENE

Besides providing a TRIA output as grid definition for EIRENE several changes to the EIRENE input-file have to be made. Additionally a subroutine called 'infcop' is needed for reading the grid-input and setting the appropriate EIRENE arrays.

#### In input-block 2a

Variable	Value	Comment
'NLFEM'	.true.	triangle mesh
'INDGRD(1)'	6	input of grid in 'infcop' 'infcop' is a user-defined subroutine
'NR1ST'	total number of triangles	
'NRKNOT'	total number of co-ordinates	
'NRTRI'	total number of triangles	

#### In input-block 3

Cases	Action	Comment
if grid is only tria-output	delete all surfaces with 'ILPLG' $\neq$ 0	all surfaces with 'ILPLG' $\neq$ 0 are part of the triangulated mesh
if grid is combination of tria-output and triangulated braams grid	delete cuts	inside a triangular mesh there are no cuts
	surfaces with 'ILPLG' $\neq$ 0 have to remain unchanged	they are used to specify the reflection model for the appropriate triangle sides

### In input-block 5

Cases	Action		Comment
if grid is only tria-output	2 possibilities	1) 'INDPRO' = 3 set values for plasma profiles	constant plasma profiles
		2) 'INDPRO' = 5 set values	plasma profiles via user defined subroutine
if grid is combination of tria-output and triangulated braams grid	'INDPRO' = 6		plasma file written by braams is read in

### In input-block 7

Cases	Action	Comment
if grid is only tria-output	define sources	only point sources are available
if grid is combination of tria- output and triangulated braams grid	no changes have to be made	



# 7 Examples

## 7.1 ITERG

### Input Dataset

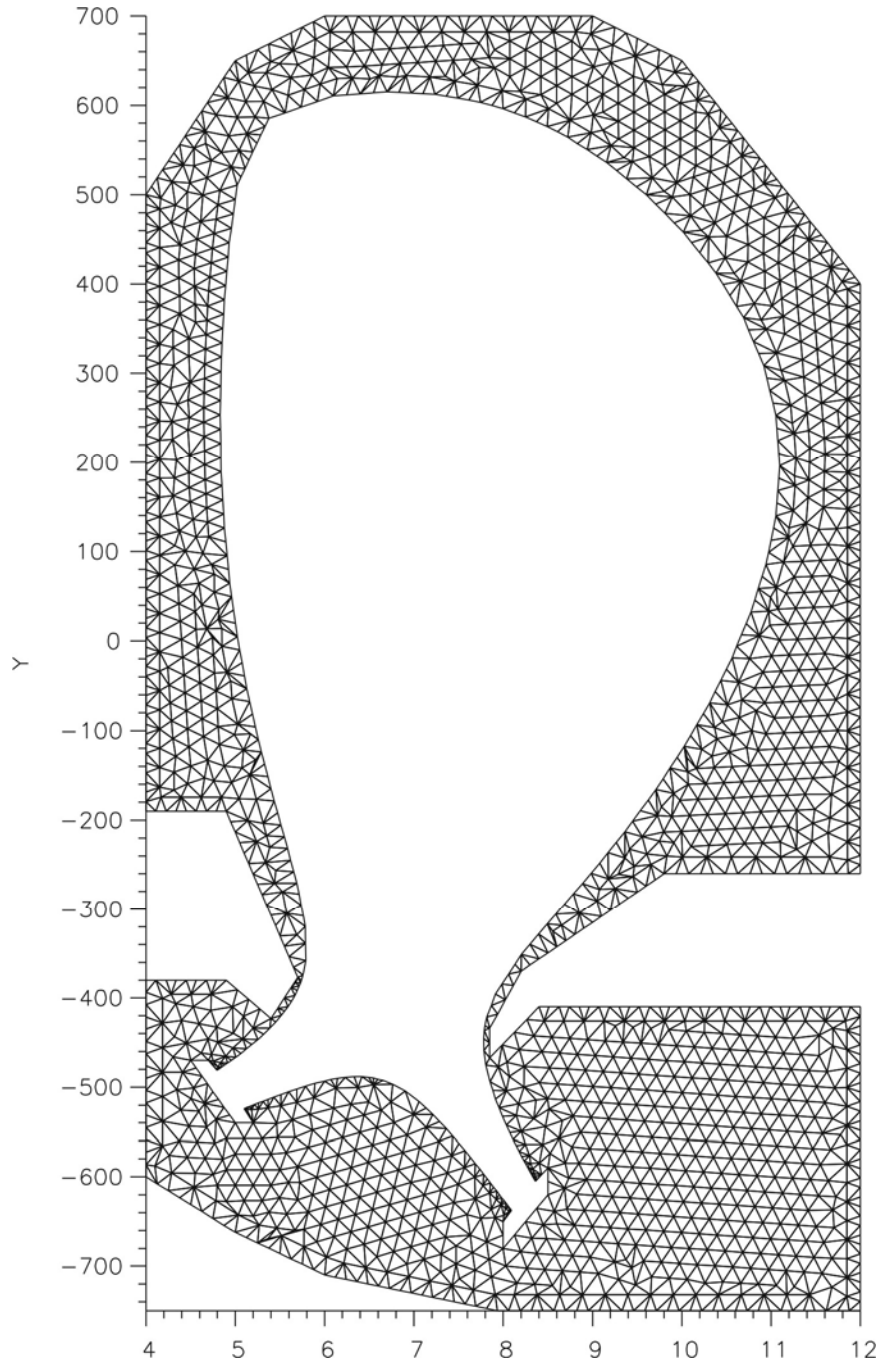
```
10.  
800. 0.    1200. 750. 10.  
  
26  
4.0000E+02 -6.0000E+02  
5.0000E+02 -6.6209E+02  
6.0000E+02 -7.0980E+02  
7.9344E+02 -7.5000E+02  
1.2000E+03 -7.5000E+02  
1.2000E+03 -4.1000E+02  
8.4000E+02 -4.1000E+02  
7.8500E+02 -4.6700E+02  
7.8500E+02 -4.3400E+02  
8.2000E+02 -3.7000E+02  
9.8000E+02 -2.6000E+02  
1.2000E+03 -2.6000E+02  
1.2000E+03  4.0000E+02  
1.0000E+03  6.5000E+02  
9.0000E+02  7.0000E+02  
8.0000E+02  7.0000E+02  
6.0000E+02  7.0000E+02  
5.0000E+02  6.5000E+02  
4.0000E+02  5.0000E+02  
4.0000E+02 -1.9000E+02  
4.9000E+02 -1.9000E+02  
5.7000E+02 -3.7700E+02  
5.4000E+02 -4.2300E+02  
4.9000E+02 -3.8000E+02  
4.0000E+02 -3.8000E+02  
4.0000E+02 -6.0000E+02  
155  
5.2000E+02 -5.4000E+02  
5.0000E+02 -5.4000E+02  
4.5000E+02 -4.7000E+02  
4.7000E+02 -4.7000E+02  
4.7943E+02 -4.8119E+02  
4.8013E+02 -4.8073E+02  
4.8116E+02 -4.8003E+02  
4.8270E+02 -4.7898E+02  
4.8486E+02 -4.7750E+02  
4.8771E+02 -4.7552E+02  
4.9127E+02 -4.7302E+02  
4.9555E+02 -4.6996E+02  
5.0054E+02 -4.6631E+02  
5.0618E+02 -4.6206E+02  
5.1245E+02 -4.5717E+02  
5.1862E+02 -4.5215E+02  
5.2515E+02 -4.4659E+02  
5.3189E+02 -4.4050E+02  
5.3869E+02 -4.3393E+02  
5.4534E+02 -4.2693E+02
```

5.5163E+02	-4.1963E+02
5.5554E+02	-4.1464E+02
5.5909E+02	-4.0970E+02
5.6293E+02	-4.0380E+02
5.6669E+02	-3.9722E+02
5.6950E+02	-3.9157E+02
5.7160E+02	-3.8672E+02
5.7294E+02	-3.8327E+02
5.7408E+02	-3.7998E+02
5.7576E+02	-3.7439E+02
5.7892E+02	-3.5801E+02
5.7845E+02	-3.1952E+02
5.6899E+02	-2.7072E+02
5.5492E+02	-2.1872E+02
5.3987E+02	-1.6508E+02
5.2561E+02	-1.1001E+02
5.1294E+02	-5.3307E+01
5.0236E+02	4.6675E+00
4.9396E+02	6.4519E+01
4.8789E+02	1.2613E+02
4.8425E+02	1.8930E+02
4.8308E+02	2.5357E+02
4.8434E+02	3.1825E+02
4.8780E+02	3.8253E+02
4.9326E+02	4.4606E+02
5.0199E+02	5.1077E+02
5.3752E+02	5.8540E+02
6.0997E+02	6.1050E+02
6.6985E+02	6.1516E+02
7.2366E+02	6.1254E+02
7.7439E+02	6.0354E+02
8.0009E+02	5.9621E+02
8.2509E+02	5.8712E+02
8.4929E+02	5.7637E+02
8.7215E+02	5.6438E+02
9.1596E+02	5.3615E+02
9.6048E+02	4.9988E+02
1.0018E+03	4.5817E+02
1.0385E+03	4.1222E+02
1.0690E+03	3.6236E+02
1.0918E+03	3.0890E+02
1.1055E+03	2.5292E+02
1.1098E+03	1.9609E+02
1.1055E+03	1.3992E+02
1.0942E+03	8.5274E+01
1.0774E+03	3.2400E+01
1.0561E+03	-1.8876E+01
1.0311E+03	-6.8835E+01
1.0027E+03	-1.1776E+02
9.7104E+02	-1.6582E+02
9.3618E+02	-2.1309E+02
8.9847E+02	-2.5961E+02
8.5894E+02	-3.0550E+02
8.2050E+02	-3.5125E+02
7.9138E+02	-3.9560E+02
7.8174E+02	-4.2115E+02
7.7962E+02	-4.3138E+02
7.7893E+02	-4.3646E+02
7.7826E+02	-4.4565E+02
7.7854E+02	-4.5885E+02
7.8070E+02	-4.7540E+02
7.8511E+02	-4.9398E+02
7.9148E+02	-5.1338E+02
7.9926E+02	-5.3278E+02
8.0344E+02	-5.4221E+02

8.0741E+02	-5.5072E+02
8.1114E+02	-5.5840E+02
8.1461E+02	-5.6534E+02
8.1783E+02	-5.7160E+02
8.2079E+02	-5.7725E+02
8.2352E+02	-5.8235E+02
8.2539E+02	-5.8582E+02
8.2711E+02	-5.8896E+02
8.2867E+02	-5.9179E+02
8.3009E+02	-5.9435E+02
8.3138E+02	-5.9666E+02
8.3255E+02	-5.9875E+02
8.3362E+02	-6.0064E+02
8.3458E+02	-6.0235E+02
8.3546E+02	-6.0389E+02
8.3597E+02	-6.0479E+02
8.5000E+02	-5.9000E+02
8.5000E+02	-6.2000E+02
8.0000E+02	-6.8000E+02
8.0000E+02	-6.5000E+02
8.0910E+02	-6.3745E+02
8.0817E+02	-6.3621E+02
8.0656E+02	-6.3408E+02
8.0478E+02	-6.3173E+02
8.0282E+02	-6.2914E+02
8.0064E+02	-6.2627E+02
7.9824E+02	-6.2310E+02
7.9557E+02	-6.1961E+02
7.9263E+02	-6.1575E+02
7.8936E+02	-6.1148E+02
7.8574E+02	-6.0678E+02
7.8214E+02	-6.0213E+02
7.7815E+02	-5.9700E+02
7.7373E+02	-5.9136E+02
7.6881E+02	-5.8514E+02
7.6334E+02	-5.7832E+02
7.5725E+02	-5.7084E+02
7.5045E+02	-5.6266E+02
7.3616E+02	-5.4621E+02
7.2122E+02	-5.3043E+02
7.0576E+02	-5.1614E+02
6.9035E+02	-5.0454E+02
6.7641E+02	-4.9671E+02
6.6576E+02	-4.9251E+02
6.5946E+02	-4.9114E+02
6.5457E+02	-4.8969E+02
6.4921E+02	-4.8888E+02
6.4175E+02	-4.8826E+02
6.3307E+02	-4.8823E+02
6.2312E+02	-4.8896E+02
6.1433E+02	-4.9018E+02
6.0706E+02	-4.9153E+02
5.9974E+02	-4.9315E+02
5.8902E+02	-4.9592E+02
5.7867E+02	-4.9895E+02
5.6882E+02	-5.0210E+02
5.5956E+02	-5.0525E+02
5.5096E+02	-5.0831E+02
5.4307E+02	-5.1121E+02
5.3662E+02	-5.1363E+02
5.3089E+02	-5.1582E+02
5.2589E+02	-5.1776E+02
5.2163E+02	-5.1942E+02
5.1811E+02	-5.2080E+02
5.1532E+02	-5.2191E+02

5.1320E+02	-5.2275E+02
5.1170E+02	-5.2335E+02
5.1069E+02	-5.2374E+02
5.1002E+02	-5.2401E+02
5.2000E+02	-5.4000E+02

### Graphical Output



## 7.2 ITERV

### Input Dataset

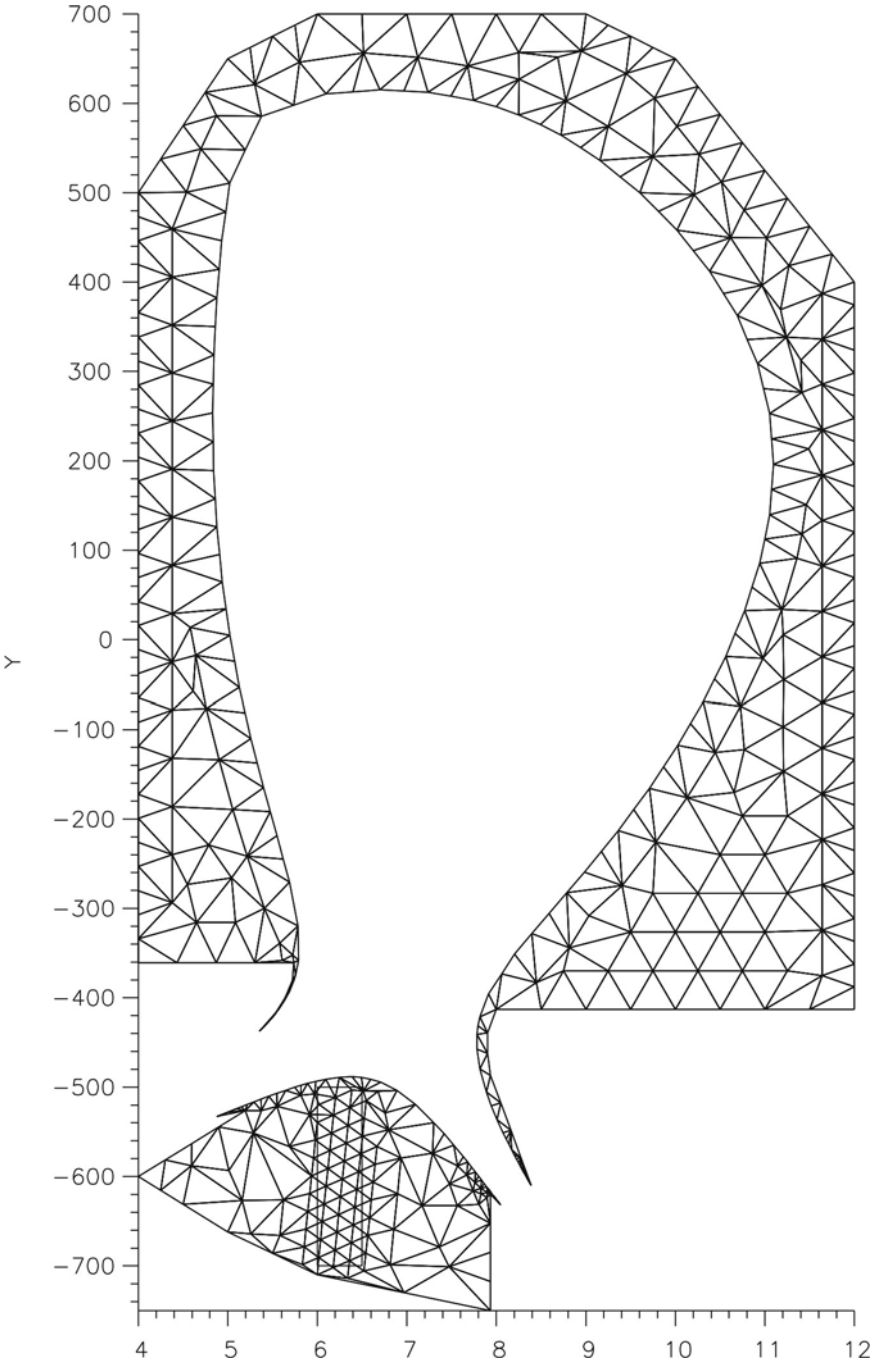
```
50.  
500. -750. 700. -600. 100.  
600. -700. 650. -500. 20.
```

```
56  
4.0000E+02 -6.0000E+02  
5.0000E+02 -6.6209E+02  
6.0000E+02 -7.0980E+02  
7.9344E+02 -7.5000E+02  
7.9344E+02 -6.1961E+02  
8.0493E+02 -6.3192E+02  
8.0429E+02 -6.3109E+02  
8.0321E+02 -6.2965E+02  
8.0201E+02 -6.2807E+02  
8.0068E+02 -6.2632E+02  
7.9922E+02 -6.2439E+02  
7.9760E+02 -6.2226E+02  
7.9580E+02 -6.1990E+02  
7.9381E+02 -6.1730E+02  
7.9162E+02 -6.1443E+02  
7.8919E+02 -6.1126E+02  
7.8649E+02 -6.0775E+02  
7.8351E+02 -6.0389E+02  
7.8020E+02 -5.9963E+02  
7.7653E+02 -5.9493E+02  
7.7245E+02 -5.8975E+02  
7.6793E+02 -5.8404E+02  
7.6289E+02 -5.7776E+02  
7.5236E+02 -5.6494E+02  
7.4144E+02 -5.5216E+02  
7.3016E+02 -5.3967E+02  
7.0953E+02 -5.1939E+02  
6.8890E+02 -5.0360E+02  
6.7088E+02 -4.9433E+02  
6.5946E+02 -4.9114E+02  
6.4928E+02 -4.8888E+02  
6.3866E+02 -4.8817E+02  
6.2456E+02 -4.8881E+02  
6.0940E+02 -4.9106E+02  
5.9824E+02 -4.9351E+02  
5.8911E+02 -4.9589E+02  
5.8187E+02 -4.9798E+02  
5.7476E+02 -5.0017E+02  
5.6456E+02 -5.0353E+02  
5.5485E+02 -5.0691E+02  
5.4568E+02 -5.1024E+02  
5.3711E+02 -5.1345E+02  
5.2918E+02 -5.1648E+02  
5.2191E+02 -5.1931E+02  
5.1535E+02 -5.2189E+02  
5.0952E+02 -5.2421E+02  
5.0443E+02 -5.2625E+02  
5.0009E+02 -5.2800E+02  
4.9651E+02 -5.2944E+02  
4.9365E+02 -5.3060E+02  
4.9149E+02 -5.3147E+02
```

4.8996E+02	-5.3209E+02
4.8894E+02	-5.3251E+02
4.8825E+02	-5.3279E+02
5.1967E+02	-5.2614E+02
4.0000E+02	-6.0000E+02
115	
4.0000E+02	-3.6078E+02
5.7377E+02	-3.6078E+02
5.7213E+02	-3.8039E+02
5.6393E+02	-4.0000E+02
5.5410E+02	-4.1634E+02
5.3553E+02	-4.3704E+02
5.3566E+02	-4.3691E+02
5.3586E+02	-4.3672E+02
5.3616E+02	-4.3643E+02
5.3657E+02	-4.3602E+02
5.3712E+02	-4.3548E+02
5.3781E+02	-4.3480E+02
5.3863E+02	-4.3398E+02
5.3960E+02	-4.3301E+02
5.4069E+02	-4.3188E+02
5.4191E+02	-4.3061E+02
5.4325E+02	-4.2920E+02
5.4469E+02	-4.2764E+02
5.4622E+02	-4.2595E+02
5.4784E+02	-4.2412E+02
5.4951E+02	-4.2218E+02
5.5123E+02	-4.2012E+02
5.5240E+02	-4.1867E+02
5.5357E+02	-4.1720E+02
5.5501E+02	-4.1533E+02
5.5672E+02	-4.1305E+02
5.6351E+02	-4.0284E+02
5.6855E+02	-3.9356E+02
5.7162E+02	-3.8668E+02
5.7408E+02	-3.7998E+02
5.7576E+02	-3.7439E+02
5.7892E+02	-3.5801E+02
5.7845E+02	-3.1952E+02
5.6899E+02	-2.7072E+02
5.5492E+02	-2.1872E+02
5.3987E+02	-1.6508E+02
5.2561E+02	-1.1001E+02
5.1294E+02	-5.3307E+01
5.0236E+02	4.6675E+00
4.9396E+02	6.4519E+01
4.8789E+02	1.2613E+02
4.8425E+02	1.8930E+02
4.8308E+02	2.5357E+02
4.8434E+02	3.1825E+02
4.8780E+02	3.8253E+02
4.9326E+02	4.4606E+02
5.0199E+02	5.1077E+02
5.3752E+02	5.8540E+02
6.0997E+02	6.1050E+02
6.6985E+02	6.1516E+02
7.2366E+02	6.1254E+02
7.7439E+02	6.0354E+02
8.0009E+02	5.9621E+02
8.2509E+02	5.8712E+02
8.4929E+02	5.7637E+02
8.7215E+02	5.6438E+02
9.1596E+02	5.3615E+02
9.6048E+02	4.9988E+02
1.0018E+03	4.5817E+02

1.0385E+03	4.1222E+02
1.0690E+03	3.6236E+02
1.0918E+03	3.0890E+02
1.1055E+03	2.5292E+02
1.1098E+03	1.9609E+02
1.1055E+03	1.3992E+02
1.0942E+03	8.5274E+01
1.0774E+03	3.2400E+01
1.0561E+03	-1.8876E+01
1.0311E+03	-6.8835E+01
1.0027E+03	-1.1776E+02
9.7104E+02	-1.6582E+02
9.3618E+02	-2.1309E+02
8.9847E+02	-2.5961E+02
8.5894E+02	-3.0550E+02
8.2050E+02	-3.5125E+02
7.9138E+02	-3.9560E+02
7.8174E+02	-4.2115E+02
7.7962E+02	-4.3138E+02
7.7852E+02	-4.4083E+02
7.7844E+02	-4.5739E+02
7.8156E+02	-4.7975E+02
7.8868E+02	-5.0545E+02
7.9435E+02	-5.2091E+02
8.0069E+02	-5.3608E+02
8.0747E+02	-5.5084E+02
8.1091E+02	-5.5793E+02
8.1409E+02	-5.6431E+02
8.1703E+02	-5.7005E+02
8.1973E+02	-5.7522E+02
8.2220E+02	-5.7989E+02
8.2446E+02	-5.8410E+02
8.2653E+02	-5.8790E+02
8.2841E+02	-5.9133E+02
8.3013E+02	-5.9442E+02
8.3169E+02	-5.9722E+02
8.3311E+02	-5.9974E+02
8.3440E+02	-6.0203E+02
8.3557E+02	-6.0409E+02
8.3664E+02	-6.0595E+02
8.3761E+02	-6.0764E+02
8.3849E+02	-6.0916E+02
8.3900E+02	-6.1005E+02
7.9344E+02	-4.8693E+02
7.9016E+02	-4.6209E+02
7.9016E+02	-4.3922E+02
8.0000E+02	-4.1310E+02
1.2000E+03	-4.1310E+02
1.2000E+03	4.0000E+02
1.0000E+03	6.5000E+02
9.0000E+02	7.0000E+02
8.0000E+02	7.0000E+02
6.0000E+02	7.0000E+02
5.0000E+02	6.5000E+02
4.0000E+02	5.0000E+02
4.0000E+02	-3.6078E+02

**Graphical Output**





## 7.3 TEXTOR

### Input Dataset

2.38954843787696358  
128. -40. 138. -22. 1.  
128. 22. 138. 40. 1.  
194. -50. 222. -20. 1.

173

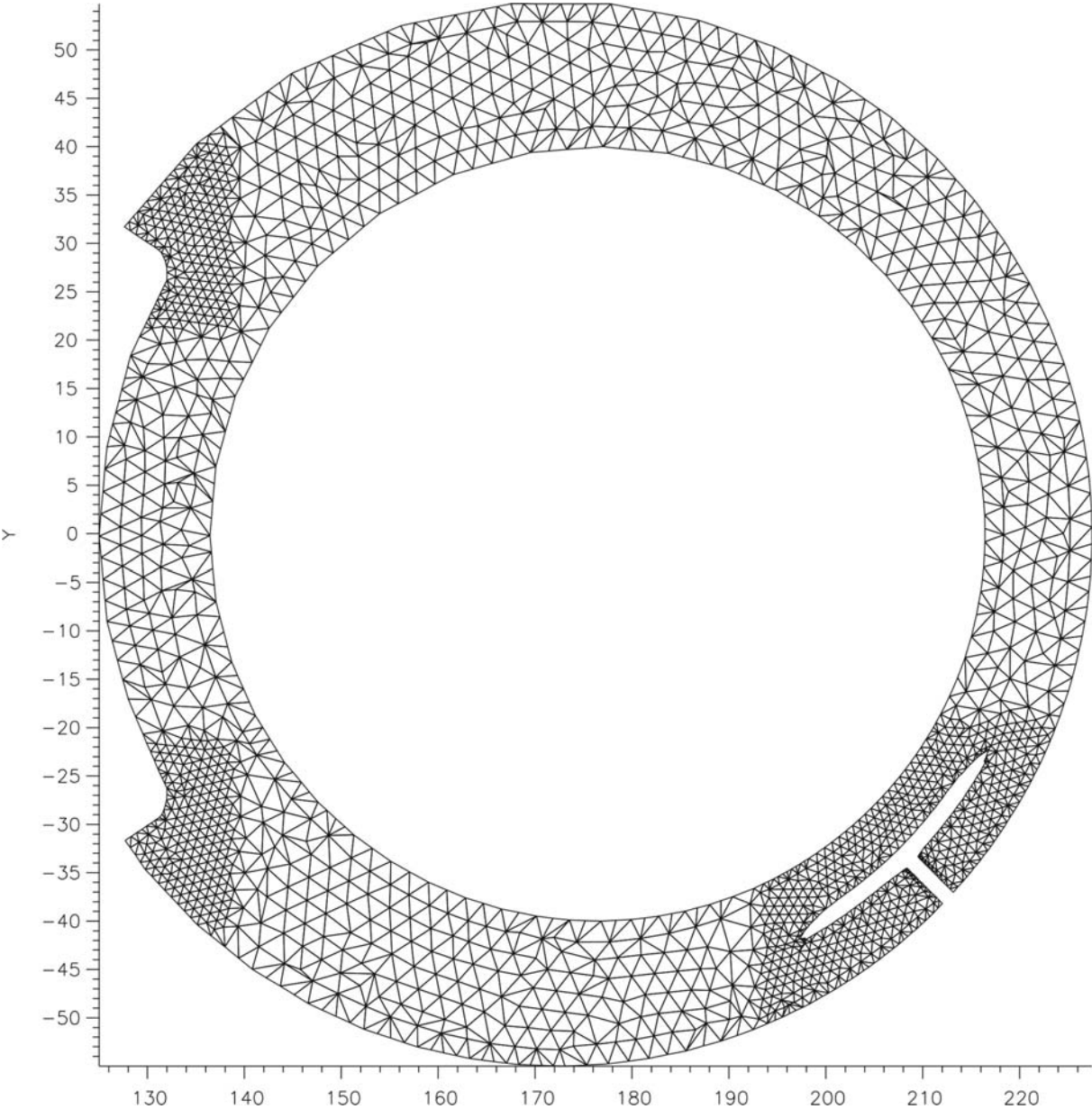
1.31072306630000E+02	-2.42685079570000E+01
1.31990349290000E+02	-2.62327879670000E+01
1.32028889660000E+02	-2.69066691400000E+01
1.31980443000000E+02	-2.74822682140000E+01
1.31869864460000E+02	-2.80005425210000E+01
1.31709516050000E+02	-2.84839004280000E+01
1.31500685210000E+02	-2.89386242630000E+01
1.31203925610000E+02	-2.93110936880000E+01
1.30801248550000E+02	-2.95804440980000E+01
1.30371034150000E+02	-2.98682183030000E+01
1.29910504820000E+02	-3.01762700080000E+01
1.29416608810000E+02	-3.05066436530000E+01
1.28886008260000E+02	-3.08615773920000E+01
1.28314983840000E+02	-3.12435358760000E+01
1.27699494360000E+02	-3.16552490000000E+01
1.29782366750000E+02	-3.46645742650000E+01
1.35139906410000E+02	-4.03791129590000E+01
1.40809535980000E+02	-4.49641406540000E+01
1.46585547920000E+02	-4.85212087630000E+01
1.52314925190000E+02	-5.11687159540000E+01
1.57889306550000E+02	-5.30284464360000E+01
1.63236176970000E+02	-5.42170763020000E+01
1.68310618400000E+02	-5.48414886000000E+01
1.73088216780000E+02	-5.49966752530000E+01
1.77559363840000E+02	-5.47652542590000E+01
1.81724774840000E+02	-5.42180299760000E+01
1.85592091080000E+02	-5.34149706360000E+01
1.89173412320000E+02	-5.24064779280000E+01
1.92483508590000E+02	-5.12346625330000E+01
1.95538496970000E+02	-4.99345213170000E+01
1.98355019090000E+02	-4.85350638630000E+01
2.00949597360000E+02	-4.70602631570000E+01
2.03338265420000E+02	-4.55298721790000E+01
2.05536317830000E+02	-4.39601570370000E+01
2.07558226590000E+02	-4.23644602300000E+01
2.09417462350000E+02	-4.07537221910000E+01
2.11126589780000E+02	-3.91368746760000E+01
2.12048506740000E+02	-3.81885021920000E+01
2.11718058590000E+02	-3.78580540420000E+01
2.11409997940000E+02	-3.75499993560000E+01
2.11122441290000E+02	-3.72624456880000E+01
2.10853648190000E+02	-3.69936585430000E+01
2.10602045060000E+02	-3.67420464750000E+01
2.10366129880000E+02	-3.65061312910000E+01
2.10144567490000E+02	-3.62845569850000E+01
2.09936070440000E+02	-3.60760748390000E+01
2.09739518170000E+02	-3.58795285220000E+01
2.09553861620000E+02	-3.56938540940000E+01
2.09378075600000E+02	-3.55180799960000E+01
2.09211301800000E+02	-3.53513091800000E+01

2.09052729610000E+02 -3.51927220820000E+01  
2.08901572230000E+02 -3.50415736440000E+01  
2.08757185940000E+02 -3.48971843720000E+01  
2.08618950840000E+02 -3.47589463000000E+01  
2.08486294750000E+02 -3.46263051030000E+01  
2.08358764650000E+02 -3.44987690450000E+01  
2.07366275790000E+02 -3.52244257930000E+01  
2.05678653720000E+02 -3.65063637500000E+01  
2.03972506520000E+02 -3.78985583780000E+01  
2.02122235300000E+02 -3.92690151930000E+01  
2.00116848950000E+02 -4.06072080140000E+01  
1.97944712640000E+02 -4.19004648920000E+01  
1.97860026360000E+02 -4.17491525410000E+01  
1.97338259220000E+02 -4.18322891000000E+01  
1.97451591490000E+02 -4.15894478560000E+01  
1.97622382640000E+02 -4.13226753470000E+01  
1.97791528700000E+02 -4.10452783110000E+01  
1.98034048080000E+02 -4.07303482290000E+01  
1.98330724240000E+02 -4.03891652820000E+01  
1.98652911190000E+02 -4.00384962560000E+01  
1.99041593070000E+02 -3.96542817350000E+01  
1.99322652820000E+02 -3.93382996320000E+01  
2.00004553790000E+02 -3.87400537730000E+01  
2.01135611530000E+02 -3.78540664910000E+01  
2.02921175960000E+02 -3.65354359150000E+01  
2.04584121700000E+02 -3.52147907020000E+01  
2.06117725370000E+02 -3.38775277140000E+01  
2.07526922230000E+02 -3.25269132850000E+01  
2.08865213390000E+02 -3.11311185360000E+01  
2.10166573520000E+02 -2.96416401860000E+01  
2.11429834370000E+02 -2.80600279570000E+01  
2.12670969960000E+02 -2.63988256450000E+01  
2.13722372060000E+02 -2.50236421820000E+01  
2.14041996000000E+02 -2.47512206440000E+01  
2.14526081090000E+02 -2.41739228370000E+01  
2.14879035950000E+02 -2.38209649920000E+01  
2.15230274200000E+02 -2.34768182040000E+01  
2.15596580510000E+02 -2.31135264040000E+01  
2.15838003160000E+02 -2.29405850170000E+01  
2.16086220740000E+02 -2.27624997500000E+01  
2.16339492800000E+02 -2.25829109550000E+01  
2.16565656660000E+02 -2.24626928570000E+01  
2.16787934300000E+02 -2.23589628930000E+01  
2.16338014600000E+02 -2.35317021610000E+01  
2.16476011280000E+02 -2.36092135310000E+01  
2.15322303770000E+02 -2.55561888220000E+01  
2.14110803600000E+02 -2.74002224210000E+01  
2.12848567960000E+02 -2.91443705560000E+01  
2.11541962620000E+02 -3.07916373010000E+01  
2.10196876530000E+02 -3.23449879880000E+01  
2.09488224980000E+02 -3.33482265470000E+01  
2.09614825250000E+02 -3.34748268130000E+01  
2.09746503830000E+02 -3.36065024140000E+01  
2.09883737560000E+02 -3.37437391280000E+01  
2.10027098660000E+02 -3.38870882990000E+01  
2.10177159310000E+02 -3.40371519330000E+01  
2.10334610940000E+02 -3.41946095230000E+01  
2.10500192640000E+02 -3.43602001670000E+01  
2.10674738880000E+02 -3.45347374680000E+01  
2.10859107970000E+02 -3.47191125150000E+01  
2.11054301260000E+02 -3.49142968650000E+01  
2.11261343960000E+02 -3.51213425400000E+01  
2.11481404300000E+02 -3.53414058690000E+01  
2.11715722080000E+02 -3.55757236480000E+01  
2.11965656280000E+02 -3.58256518840000E+01

2.12232661250000E+02	-3.60926538710000E+01
2.12518310550000E+02	-3.63783210520000E+01
2.12824392320000E+02	-3.66843819620000E+01
2.13152718540000E+02	-3.70127141480000E+01
2.14184546470000E+02	-3.58608961110000E+01
2.15633130070000E+02	-3.41040998700000E+01
2.17037439350000E+02	-3.22478801010000E+01
2.18391466140000E+02	-3.02892297510000E+01
2.19688630100000E+02	-2.82250523570000E+01
2.20921731000000E+02	-2.60521709920000E+01
2.22082805630000E+02	-2.37673312430000E+01
2.23163080220000E+02	-2.13671982290000E+01
2.24152779580000E+02	-1.88483789560000E+01
2.25041031840000E+02	-1.62074387070000E+01
2.25815629960000E+02	-1.34409412740000E+01
2.26462817190000E+02	-1.05454988780000E+01
2.26967048650000E+02	-7.51785561440000E+00
2.27310585980000E+02	-4.35500293970000E+00
2.27473163600000E+02	-1.05435149740000E+00
2.27431488040000E+02	2.38602217290000E+00
2.27158617970000E+02	5.96702620390000E+00
2.26623296740000E+02	9.68805029990000E+00
2.25788998600000E+02	1.35462492700000E+01
2.24612975120000E+02	1.75355225800000E+01
2.23045039180000E+02	2.16450423000000E+01
2.21026110650000E+02	2.58571684360000E+01
2.18486690520000E+02	3.01444262270000E+01
2.15345263480000E+02	3.44651907680000E+01
2.11507081990000E+02	3.87574851510000E+01
2.06863546370000E+02	4.29301440720000E+01
2.01293849950000E+02	4.68503028150000E+01
1.94670581820000E+02	5.03261685370000E+01
1.86873376370000E+02	5.30841290950000E+01
1.77817153930000E+02	5.47407507900000E+01
1.67505037780000E+02	5.47742366790000E+01
1.56119573120000E+02	5.25093257430000E+01
1.44866573810000E+02	4.75638300180000E+01
1.35083246230000E+02	4.03266370300000E+01
1.27615249160000E+02	3.17115962510000E+01
1.28233778480000E+02	3.12978595500000E+01
1.28807473180000E+02	3.09141069650000E+01
1.29340457920000E+02	3.05575847630000E+01
1.29836475850000E+02	3.02257955070000E+01
1.30298888680000E+02	2.99164772030000E+01
1.30730795860000E+02	2.96275675300000E+01
1.31134998800000E+02	2.93571978810000E+01
1.31453847890000E+02	2.90323108430000E+01
1.31657183170000E+02	2.86121994260000E+01
1.31822991370000E+02	2.81850606200000E+01
1.31956481930000E+02	2.76261746880000E+01
1.32025516030000E+02	2.69875884060000E+01
1.31983268260000E+02	2.61761486530000E+01
1.28258645530000E+02	1.84098392720000E+01
1.25812780860000E+02	8.97118076680000E+00
1.25002634530000E+02	-2.71503767000000E-01
1.25824332240000E+02	-9.03595760460000E+00
1.27999031540000E+02	-1.70586958530000E+01
1.31072306630000E+02	-2.42685079570000E+01
65	
2.04040741920000E+02	-2.89559274910000E+01
2.02757835390000E+02	-3.01265150310000E+01
2.01369142530000E+02	-3.12851607800000E+01
1.99867081640000E+02	-3.24250161650000E+01
1.98243713380000E+02	-3.35379391910000E+01
1.96490728860000E+02	-3.46142739060000E+01

1.94599545000000E+02 -3.56425791980000E+01  
1.92561471460000E+02 -3.66093218330000E+01  
1.90367841720000E+02 -3.74985337260000E+01  
1.88010275360000E+02 -3.82914155720000E+01  
1.85481083390000E+02 -3.89658778910000E+01  
1.82773780820000E+02 -3.94960731270000E+01  
1.79883718490000E+02 -3.98518711330000E+01  
1.76809024810000E+02 -3.99983376260000E+01  
1.73551821710000E+02 -3.98952692750000E+01  
1.70119798180000E+02 -3.94968152050000E+01  
1.66528153420000E+02 -3.87513428930000E+01  
1.62802076340000E+02 -3.76016616820000E+01  
1.58979773520000E+02 -3.59858870510000E+01  
1.55115866660000E+02 -3.38391870260000E+01  
1.51285254960000E+02 -3.10968369250000E+01  
1.47586834430000E+02 -2.76990383860000E+01  
1.44146800040000E+02 -2.35978856680000E+01  
1.41120183470000E+02 -1.87668472530000E+01  
1.38689661030000E+02 -1.32126510140000E+01  
1.37059772010000E+02 -6.98892995720000E+00  
1.36445033550000E+02 -2.09886254740000E-01  
1.37050914760000E+02 6.93881735210000E+00  
1.39048218730000E+02 1.41957789660000E+01  
1.42543411250000E+02 2.12301090360000E+01  
1.47550177570000E+02 2.76607960460000E+01  
1.53969144820000E+02 3.30886572600000E+01  
1.61581766610000E+02 3.71362328530000E+01  
1.69545972350000E+02 3.94006401300000E+01  
1.76998174190000E+02 3.99961680170000E+01  
1.83738934990000E+02 3.93292635680000E+01  
1.89695763590000E+02 3.77412706610000E+01  
1.94871222970000E+02 3.55028927330000E+01  
1.99308145050000E+02 3.28215330840000E+01  
2.03068041800000E+02 2.98527359960000E+01  
2.06218528750000E+02 2.67115414140000E+01  
2.08826351170000E+02 2.34822243450000E+01  
2.10953998570000E+02 2.02260524030000E+01  
2.12658190730000E+02 1.69872626660000E+01  
2.13989496230000E+02 1.37975245710000E+01  
2.14992547040000E+02 1.06792725620000E+01  
2.15706491470000E+02 7.64814242720000E+00  
2.16165637970000E+02 4.71477545800000E+00  
2.16399979590000E+02 1.88613664360000E+00  
2.16435790060000E+02 -8.33516009150000E-01  
2.16296124460000E+02 -3.44191715120000E+00  
2.16001224520000E+02 -5.93826770780000E+00  
2.15569019320000E+02 -8.32284539940000E+00  
2.15015316010000E+02 -1.05967171490000E+01  
2.14354157450000E+02 -1.27615228300000E+01  
2.13598060610000E+02 -1.48193180560000E+01  
2.12758183480000E+02 -1.67724519970000E+01  
2.11844563480000E+02 -1.86234861610000E+01  
2.10866189000000E+02 -2.03751146790000E+01  
2.09831213950000E+02 -2.20301285390000E+01  
2.08746910100000E+02 -2.35913693900000E+01  
2.07619953160000E+02 -2.50617057090000E+01  
2.06456375120000E+02 -2.64440089460000E+01  
2.05261659620000E+02 -2.77411371470000E+01  
2.04040741920000E+02 -2.89559274910000E+01

**Graphical Output**



# 8 Appendix

## 8.1 References

- [1] D. Reiter, C. May, M. Baelmans, P. Boerner, "Non-linear effects on neutral gas transport in divertors", J. Nucl. Materials, 241-243, (1997), 342
- [2] H. Greza, "Automatische Neugenerierung lösungsadaptierter unstrukturierter Rechennetze zur numerischen Strömungssimulation nach der Methode der Finiten Elemente", DGLR Jahrbuch 1991, Bd. I, pp. 389-399 (1991)
- [3] D. Reiter, "The EIRENE Code, Version: Jan. 92 Users Manual", Bericht der KFA Jülich Jül-2599, März 1992 oder [www.eirene.de](http://www.eirene.de)